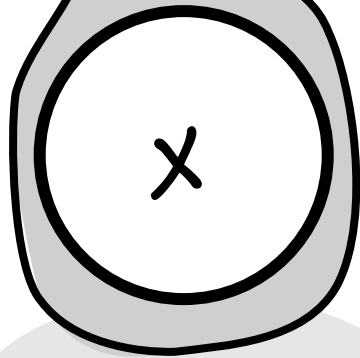




dopamine



glutamate



GABA



serotonin

SYNAPSE TOSS!

The diagram shows four presynaptic terminals at the top, each containing a vesicle. From left to right: the first terminal has a vesicle with an 'x' and is labeled 'dopamina'; the second has a vesicle with an 'x' and is labeled 'glutamato'; the third has a vesicle with an 'x' and is labeled 'GABA'; the fourth has a vesicle with a '+' and is labeled 'serotonina'. Below these terminals are four postsynaptic terminals. A horizontal banner at the bottom contains the text 'LANZAMIENTO DE SINAPSIS'.

dopamina

glutamato

GABA

serotonina

LANZAMIENTO DE SINAPSIS